

Welcome to SWAU Alerts!

## Welcome to SWAU Alerts!

During emergencies, Student Services or Campus Security will send alerts using this system. These alerts may come in one or more of the following forms, by text, phone call, email, or the AlertMe app. SWAU Alert notices are primarily intended for situations involving imminent danger to campus safety. These may include but are not limited to severe weather alerts, hostile threats, and fire. Alerts may also include utility failure and parking notices and any other information that is important to University students or employees.

You should have received a Text message from SWAU Alerts. **Please put that number in your phone as SWAU Alerts!** All text should come from that number. (your number may be different from your friends.)







### AlertMe App

You can find the AlertMe app in your phone's app store. In order to log into the app, you will need to open the app and hit the "forgot my password" link. Then check your university email and set your password. After you have set your password, you can log into that app using your University email and your new password **(This password will only be used for the AlertMe app and will not change your email or portal password)**. If you are having issues logging into the AlertMe app, please contact Campus Security by email [security@swau.edu](mailto:security@swau.edu).

SWAU Alerts can be used to send situation-specific alerts or can be used to send pre-determined alerts. These pre-determined alerts are designed to quickly and clearly inform students and staff of specific instructions. This then allows essential information to be placed in the hands of the individual, allowing them to make quick individual decisions to improve their safety. Our pre-determined alerts are short messages. When you see any of these alerts, you should act accordingly:

- **All Clear** - This alert is used to inform the campus that the emergency is over and that normal operations can resume. If the University is placed under a campus-wide emergency (i.e., Lockdown, Secure, or Shelter), then the campus should wait for an All Clear Alert before resuming regular activity.
- **Secure** - **"Get Inside. Lock Outside Doors."** This alert is used to inform the campus that there is a possible threat on or near campus. Doors should be locked, and no one should leave the buildings until the All Clear is given.



- 
**Lockdown – “Locks, Lights, Out of Sight”** This alert is used to inform the campus that there is either an active threat to the University, or there is a potential threat to the University. Students and staff are instructed to secure themselves, reduce signs of life, and wait for the All Clear.
- 
**Evacuate – “To the announced location”** This alert is used when there is a need to evacuate a building or campus. It will have additional information specific to the situation.
- 
**Shelter – “Using the announced hazard and strategy”** This alert is used to inform the campus that the outside environment may be unsafe. A typical example of this could be a hazardous chemical leak with an airborne/inhalation hazard. Students and staff are instructed to stay inside buildings to avoid exposure.
- 
**Hold – “In your room or area,”** This alert is used to inform students and employees to stay where they are. There may be an incident, emergency, or hazard to one part of the campus. Students and employees should Stay in the classroom or area they are in when they receive a Hold alert. A hold alert may be cleared when you receive the All Clear.
- Severe Weather Warning** - This alert is used to inform the campus that a severe weather warning has been issued (i.e., a tornado warning). The University is instructed to take appropriate shelter immediately.
- Safety Notice** This alert is used to inform the campus that there is a safety concern for the University, but a **Lockdown, Secure, or Shelter** Alert may not be required. If a Safety Notice is issued, students and staff should be aware of their surroundings and report any suspicious activity to Campus Security or Keene PD. Safety Notices will come with or be followed by additional information when that information becomes available.

If you have any questions please contact campus security.